

FY2022

科研費

KAKENHI

Grants-in-Aid for Scientific Research
Strategic Guide

指南書

3rd Edition

There is more to an excellent grant proposal than just a great idea!

A strategy is necessary to translate your idea into a great proposal that will communicate its message to reviewers clearly and effectively. This manual will guide you through the process of applying for Grants-in-Aid for Scientific Research (KAKENHI) in English.

落ちる申請書には理由があった！ 科研費にも「死の谷」がある

科研費指南書-戦略編 外国人研究者がキャリアアップしていくなかで陥りがちな罠から免れるための手引き

Study Group to Support Foreign Researchers in Japan
外国人研究者支援勉強会

Table of Contents

KAKENHI and Your Career	
科研費と研究者キャリア	3
Application to Award Decision Schedule for Scientific Research (S), (A), (B), (C) and Early-Career Scientists	
科研費申請スケジュール(基盤S, A, B, C, 若手研究)	4
Main Research Categories and the KAKENHI Review System	
研究種目の概要と審査方法について	5
Structure and Design in Grant Writing	
申請書作成の構成とデザイン	6
How to Write a Proposal Document for KAKENHI	
申請書の書き方	8
What Your Proposal Needs	
なにが申請書に必要なか	8
Writing Tips	
ヒント	8
“researchmap”	
リサーチマップ	8
Rating Elements	
評価の基準	9
Link between Rating Elements and a Proposal	
評価の基準と申請書内容の関係	9
Tips for Figures and Tables	
図表のヒント	11
Effort (%)	
エフォートの考え方	12
Research Expenditures and Necessity (Budget)	
研究経費とその必要性（予算）	12
Disclosure of Review Results	
審査結果開示の見方	13
About Grants in Japan	
科研費以外の外部資金	15

KAKENHI and Your Career 科研費と研究者キャリア

As a professional scientist, obtaining public research funding according to competitive criteria is an unavoidable task. Grants-in-Aid for Scientific Research (KAKENHI) program is Japan's largest competitive research funding program aimed at all scientific fields and levels. It uses a peer review system and are the most reliable source of domestic funding in Japan. These grants have long supported international researchers throughout development of their careers, whether the language of their application was in English or Japanese.

It is worth noting that international researchers are regarded as essential members of the Japanese scientific community that will change its mindset into one of greater inclusion. This is one of the reasons why university research administrators (URAs) throughout Japan have united to create this brief KAKENHI guide. We hope that you will find it useful.

Positioning of KAKENHI 科研費の位置づけ

Funding type	Research type	
	Research based on a researcher's creative idea(s) (curiosity-driven research)	Mission oriented research (following policy imperatives)
Competitive research funding (through open calls and review)	Larger research projects supported by KAKENHI	Research funded by individual ministries (AMED, JST, etc.)
Basic funds (non-competitive)	Smaller research projects conducted at universities and inter-university	National projects and strategically promoted projects conducted by National R&D Agencies

Edited from "Handbook on the Grants-in- Aid for Scientific Research (KAKENHI) Program"
<https://www.jsps.go.jp/english/e-grants/data/handbook.pdf>

Considerations regarding Japanese Translated Proposals

If you plan to have your proposal translated into Japanese, it is essential that you be able to judge the quality of the translation. If you are not able to, then we recommend submitting the proposal in English. Generally speaking, the content of a proposal is much more important than the language used.

Schedule for Scientific Research “Kiban” (S), (A), (B), (C), and Early-Career Scientists “Wakate” for FY 2022

公募スケジュール（基盤研究 S,A,B,C, 若手研究）

KAKENHI are competitive funds that are intended to significantly develop all scientific research, ranging from basic to applied science, and from the humanities and social sciences to the natural sciences. KAKENHI grants provide financial support for creative, pioneering research that will become the foundation of social development. Research projects are selected using a peer-review screening process by multiple researchers whose fields are similar to that of the applicant.

<Major Changes in the Fiscal Year 2022 Call for Proposals>

The KAKENHI schedule now has earlier dates for both calls and proposal deadlines!

◆ Scientific Research (S), (A)

◆ Scientific Research (B), (C), Early-Career Scientists

July 1st 2021

Call for proposals^{1,2} for grants
available during the next fiscal year

August 1st 2021

Mid August

Department/Institution deadlines
Researchers submit applications
via the “e-Rad” system

Mid September

Sep. 6th 2021

JSPS deadline
Research institution submits
application documents

Oct. 6th 2021

(S) Early May
(A) Late Feb. 2022

Temporary decision to fund the grant
Request for fund disbursement
may be initiated

Late Feb. 2022

(S) Late May
(A) Early April 2022

Formal application for funding
should be submitted

Late April 2022

(S) Early July
(A) Late June 2022

Official decision
of grant delivery is issued

Late June 2022

¹ The category “Research Activity: Start-up” has an earlier schedule.

² From FY2024, the call for “Scientific Research (S)” will start in mid April 2023. The provisional grant decision will be in Early February 2023.

For detailed information, please check the following links:

Japan Society for the Promotion of Science (JSPS)

<https://www.jsps.go.jp/english/e-grants/index.html>

KAKENHI Pamphlet 2020

https://www.jsps.go.jp/english/e-grants/data/kakenhi_pamph_e.pdf

Handbook on the KAKENHI Program FY2021 New!

<https://www.jsps.go.jp/english/e-grants/data/handbook.pdf>

Main Research Categories and the KAKENHI Review System

研究種目の概要と審査方法について

Researchers applying for KAKENHI must choose an appropriate research category, the selection of which depends on the stage, contents, and scale of the research plan. Researchers must also choose an appropriate review section. Considering which review section is best for a proposal is a key point¹. The table below shows the pertinent information for research categories (S), (A), (B), (C) and Early-Career Scientists.

Pertinent Information Research Category	Total Budget	Period	Review Section1	Review Method
Scientific Research (S)	50-200 million yen	5 years	Broad Section (11 sections)	Comprehensive Review
Scientific Research (A)	20-50 million yen	3-5 years	Medium-sized Section (64 Sections)	
Scientific Research (B)	5-20 million yen	3-5 years	Basic Section (306 Sections)	Two-Stage Document Review, (B): 6 reviewers; (C), Early-C: 4 reviewers
Scientific Research (C)	5 million yen or less	3-5 years		
Early-Career Scientists ²	5 million yen or less	2-5 years		

¹ See 'Grants-in-Aid for Scientific Research-KAKENHI- "Review Section Table"' and select the appropriate option.

https://www.jsps.go.jp/english/e-grants/data/09/2022/review_section_table_e.pdf

² Less than 8 years after receiving Ph.D. (as of April 1 of the funding start year). Moreover, grants for “Early-Career Scientists” may not be awarded to the same individual more than twice.

Tip: Grant-in-Aid for Transformative Research Areas is worth considering if a specific area matches your field of research.

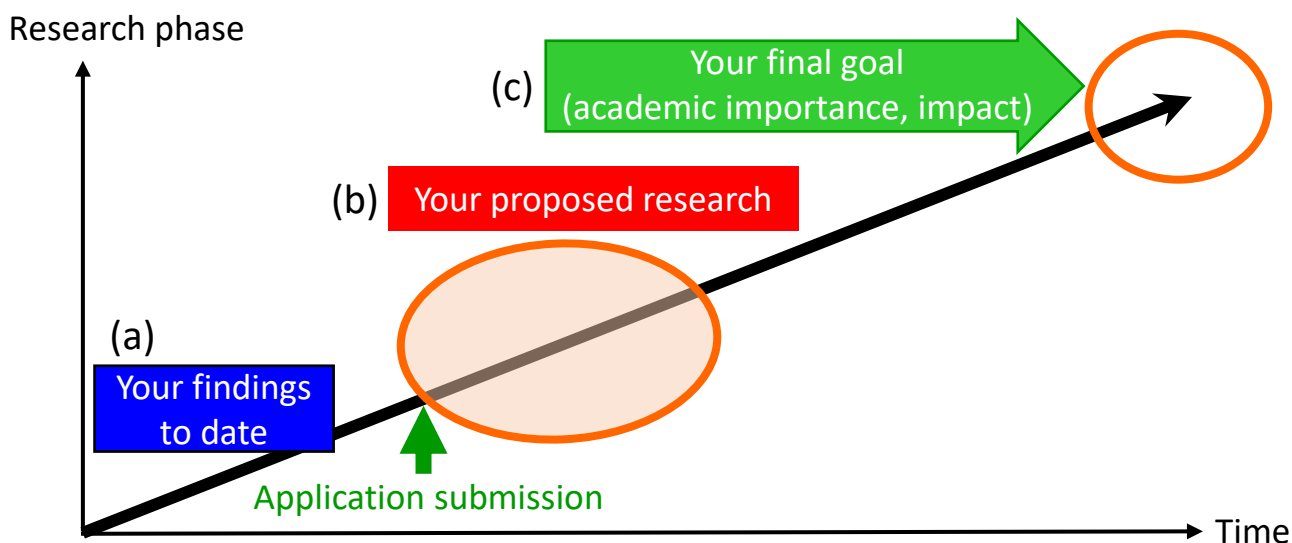
[The on-going research category of “Grant-in-Aid for Scientific Research on Innovative Areas”, formerly “Transformative Research Areas”, started in FY2020.]

Structure and Design in Grant Writing

申請書作成の構成とデザイン

Start by viewing your research as a whole まずは研究全体のイメージ

A great idea alone does not guarantee a successful grant proposal. The challenge for you as an applicant is to express your idea effectively so that reviewers will see its potential. Viewing your research as a whole will help you to create a clearer picture.



Your research as a whole begins with (a) your findings to date, then continues through (b) your proposed research, and leads toward (c) your final goal. Consider this view when preparing your proposal by following these steps:

1. Examine and organize your findings to date to determine where you currently stand in your research.
2. Consider your final goal, its impact on your field, its impact on society, and how it will influence other areas (ripple effect).
3. Based on 1 and 2, express the importance and originality of your idea, as well as the landmarks to realize it. To accomplish this, be sure to clearly state:
 - ✓ Your hypothesis and specific aims
 - ✓ Your solution to the problem (including your plan and timeline)
 - ✓ Your backup plan in case things do not go as planned
 - ✓ Necessary facilities and expenses

Doing the above will allow reviewers to see all the phases of your research. Apply this design when preparing the summary section of your proposal as well.

Tip: Ensure that there are no contradictions between your proposal and goal. Even small discrepancies will draw the reviewers' attention and reduce your credibility.

Importance, originality, and feasibility

重要性・独創性・実現可能性

As alluded to earlier, importance and originality are criteria that reviewers will use to evaluate your proposal (see [Rating Elements, page 9](#)). But what is importance? What is originality? Useful questions to ask yourself are:

- Will this research lead to a major advance or simply an incremental advance?
- Do similar studies exist? If so, how does my proposal differ?
- Does it have broader impact in academia, technology, or society?
- Will reviewers think, “Wow, I wish I thought of that!”?

Importance and originality are then tempered by feasibility. You will need to convince the reviewers of the feasibility of your plan by showing appropriate methods, ample experience, and sufficient (or obtainable) resources.

Many applicants make the mistake of either being too ambitious or not ambitious enough. A strong proposal maximizes impact within the constraints of feasibility.


Tip: Support your claims of importance and originality as concretely as possible by providing data and references. Strive to demonstrate that your idea has potential.

Tip: Strive for balance between background and methods content. They are both important. Background shows importance, while the methods convey feasibility.

Process of building a proposal

作成過程（構想・準備・書き・確認）

Creating an effective KAKENHI proposal is more than just sitting down and writing. Writing should be part of a more thoughtful process that also includes ample preparation and polishing. Follow the process below when building your proposal:

- 
1. Envision the outcomes of your research, and collect and organize information on the field.
 2. Based on your collected information, envision a plan to realize the research outcomes.
 3. Once you have a full, workable plan, begin writing the application.
 4. Address each required item clearly and concisely, and use figures and data to help convey your message.
 5. Ask your supervisor and other colleagues to review your proposal.

How to Write a KAKENHI Proposal

申請書の書き方

The goal of a proposal is to secure financial support for your research by explaining its merits to reviewers who may or may not be familiar with your research specialty.

1. What your proposal needs なにが申請書に必要なか

- ① **A concise summary of the proposed research at the beginning**
 - A good summary will enhance reviewer understanding of your proposal.
- ② **A description of what will be learned during the research period**
 - A research plan must include appropriate methods, a schedule, a budget, etc.
- ③ **An explanation of potential obstacles to completing the research and how these will be circumvented**
 - If the research project involves co-investigators, add a research group organizational chart.

Only a small number of writing tips are given below due to space limitations. They will help you write a successful proposal for any type of grant, including KAKENHI.

2. Writing tips ヒント

- ① **Use plain language so that reviewers who are not familiar with your field can understand your proposal.**
 - It is best to avoid unnecessary technical jargon.
- ② **Use headings for each subsection.**
 - All evaluation points must be included in your proposal.
- ③ **Proofreading is a must!**
 - Ask your supervisor, co-workers, family members, URAs, and KAKENHI advisers at your university to comment on your proposal. Since KAKENHI is a universal, fundamental research grant in Japan, almost all scientists in Japan could be useful advisers.

Website: “researchmap” リサーチマップ

Prior to submitting a KAKENHI application, researchers need to prepare their publication information on the “researchmap” website because reviewers will utilize the CV information from “researchmap” during the review process.

<https://researchmap.jp/?lang=english>

Reviewers will evaluate KAKENHI proposals by using the following Rating Elements. Thus, applicants need to satisfy these criteria.
(For details, please refer to the “Assessment Criteria” on the JSPS website:
<https://www.jsps.go.jp/english/e-grants/grants03.html>)

Rating Elements 評定要素

① Academic Importance of Research Projects

- academic significance and originality
- clearly stated key research question
- academic, scientific, technological, and/or social impact

② Validity of Research Methods

- concrete and appropriate research method for the research objective with adequate budget, plan, and preparation

③ Appropriate Ability to Conduct Research and Appropriate Research Environment

- readiness to perform the proposed research with regards to the applicant's experience and achievements
- research environment: accessibility to necessary facilities, equipment, and other participants

Instructions on the Form and Rating Elements

評定要素と申請書の記載指示との関係

The numbered elements in the proposal form instructions (below) correspond to the rating elements. Therefore, it is important to include all instructed items in your proposal.

Form-S-14: Research Proposal Document (forms to be uploaded)←

Scientific Research (C) (General) 1←

1. Research Objectives, Research Method, etc.←

This research proposal will be reviewed in the Basic Section of the applicant's choice of Application Procedures for Grants-in-Aid for Scientific Research-KAKENHI.←

Research objectives, research method, etc. should be described within 4 pages.←

A succinct summary of the research proposal should be given at the beginning.←

The main text should give descriptions, in concrete and clear terms, of (1) scientific background for the proposed research, and the “key scientific question” comprising the core of the research plan, (2) the purpose, scientific originality, and creativity of the research project, and (3) applicant's research development leading to conception of the present research proposal, domestic and overseas trends related to the proposed research and the positioning of this research in the relevant field, (4) what will be elucidated, and to what extent and how will it be pursued during the research period, and (5) preparation status towards achievement of the purpose of the research project.←

If the proposed research project involves Co-Investigator(s) (Co-I(s)), a concrete description of the role-sharing between the Principal Investigator (PI) and the Co-I(s) should be given.←

Rating Element ①

Rating Element ②

Tip #1

A proposal should be

- ❑ Easy to read
 - ✓ Short sentences/paragraphs with clean margins and spacing
 - ✓ Headings to structure and indicate the key information
- ❑ Easy to understand
 - ✓ Write in plain language
 - ✓ Make sure the logical flow is sound
- ❑ Compelling and convincing
 - ✓ Clearly identify the issue(s)
 - ✓ Provide supportive facts for your statements
 - ✓ Compare & contrast your research with others in the field
 - ✓ Explain how you developed the idea for the project
 - ✓ Show what impacts (academic/social) your results may have

Tip #2

The **key scientific question** should be

- ❑ The big picture – your final goal, may/may not be directly testable
AND
- ❑ A research question at the fundamental core of the project

Some applicants define only the former. However, it is equally important that your research yield tangible results. A testable question should also be stated.

2. Applicant's Ability to Conduct the Research and the Research Environment

Descriptions of (1) applicant's hitherto research activities, and (2) research environments including research facilities and equipment, research materials, etc. relevant to the conduct of the proposed research should be given within 2 pages to show the feasibility of the research plan by the applicant (PI) (and Co-I(s), if any).

If the applicant has taken leave of absence from research activity for some period (e.g. due to maternity and/or child-care), he/she may choose to write about it in "(1) applicant's hitherto research activities".

Rating Element ③

Tip #3 (regarding the instructions from section 2 of the form)

- ❑ Discuss your previous work and the results obtained; help reviewers follow the arrow of your research.
- ❑ Add your publication record, third-party evaluation results, patents, invited talks, and other achievements.
- ❑ How are you/your institution equipped with what you need for this project?

Tip #3 (continued) Section 2 writing examples

(1) Applicant's research activities

2019 – present Assistant Professor, Dept of ****, University of ****

I have been working on ***** for the purpose of *****. So far, I found that **** [1][2]

This research was funded by ****

2015 -2019 Post Doctoral Fellow, Research Institute of ****

.....

[Publications, awards, invited talks, patents, etc.]

1. Authors (if there are many, indicate your position), title, journal name, volume, issue, and pages, and publication year

2.

(2) Research Environments

University of **** is equipped with all measuring instruments ...

Tips for Figures and Tables 図表のヒント

Visual aids such as diagrams, flowcharts, tables, and images can help reviewers better understand your proposal. Make sure to....

❑ Make it simple

✓ Use minimally. It should

*

Explain/illustrate background info/concept

Explain/illustrate your object/model/system/scheme

Display preliminary data

Support your argument

✓ A busy figure is not informative - display only necessary info

✓ State conclusions in the figure titles

✓ Add brief legends telling what message the figure should convey

❑ Avoid using unmodified figures from past publications

❑ Make it big (recognizable) and in high resolution (300 dpi+)

❑ Align position, size, style for a better look

❑ Refer to it (by figure #) in the text

❑ Print your document in black and white and check legibility

Applications are printed for reviewers in **black and white**.

4. Issues Relevant to Human Right Protection and Legal Compliance

Write “**N/A (not applicable)**” if the proposal does not involve these issues.





If it does, write simply. For example: “**Appropriate measures have been taken to protect human rights and to assure legal compliance.**”

Effort (%) エフォートの考え方

Distinction	Name (Age)	Academic Unit (School, Faculty, etc.) Position	1.Academic Degree 2.Role in This Project	Expenditure for FY2019 (Thousand Yen)	Effort(%)
	(Researcher Number) 99999999	△△△大学			

Never write 100% in your effort! It includes your working hours: paperwork, management meeting, teaching, research for other grants, etc. The amount of effort that you input varies depending on all of your obligations, but even if you don't teach, the maximum effort for KAKENHI is 70%. Please consult a KAKENHI adviser at your institution if you have any questions.

Research Expenditures and Necessity (Budget) 研究経費とその必要性（予算）

応募情報 Application Information	処理状況 Processing Status	応募情報入力 Application Information Input
研究課題情報 Research project information	作成済 分担承諾完了 Consent from the Co-Investigator has obtained.	
研究経費とその必要性 Research Expenditure and Their Necessity	未作成	 
研究費の応募・受入等の状況 The Status of Application and Acquisition of Research Grants	未作成	

The budget plan should be honest, persuasive, thoughtful and specific.

- Don't include equipment cited in research achievements. (That means you already have it, or have access to it.)
- Generally, the approved funding amount is 70% of your proposal budget.
- Include consumables in case the budget is reduced when approved.

You can also refer to advice from foreign researchers who secured KAKENHI funding. E.g., EURAXESS Japan maintains 2016 KAKENHI presentation data here: <https://euraxess.ec.europa.eu/worldwide/japan/boost-your-career-grants-practice#custom-collapse-0-kakenhi-sessions-grantees-amp-alumni-presentations>

Disclosure of Review Results

審査結果開示の見方

Review results are disclosed directly to applicants to make the review process more transparent. Researchers whose proposals were not adopted can make use of review results in revising future proposals. Below is a sample of a Two-Stage Document Review that you would see for Scientific Research (B), (C) and Early-Career Scientists. (Note: This information is currently only offered in Japanese.)

ijsp.go.jp/kaken/english/index.html

JSPS Electronic Application System
For Projects Funded by Grants-in-Aid For Scientific Research

English > Japanese

Japan Society for the Promotion of Science

Accessing the Electronic Application System

When using the Kakenhi electronic application system (application system / grant application system), please click the banner below to log-in with your e-Rad ID and password.
If you have changed your log-in ID and password on e-Rad, a period between 30 minutes to 1 hour shall be required before the updated log-in ID and password become effective for the Kakenhi electronic application system.
After you change your log-in ID and password on e-Rad, please allow some time before trying the Kakenhi electronic application system log-in.
Please note that the update could take longer depending on the system status.

Researchers login

審査結果開示

ご応募いただいた上記研究課題の審査結果は次のとおりでした。

研究種目名	応募件数	採択件数	採択率
研究種目名 基盤研究(B)(一般)	000件	00件	00.0%
小区分 01010 哲学および倫理学関連	00件	0件	00.0%

基盤研究(B)(一般)は、2段階書面審査を実施しており、4名の同一の審査委員が、個々の研究課題について2段階にわたり書面審査を実施し採択研究課題が決定されます。

記

1. 審査区分における採択されなかった研究課題全体の中で、書面審査の総合評価に基づくおおよその順位

おおよその順位は「A」でした。

(参考1) おおよその順位

順位	審査区分における採択されなかった研究課題全体の中で、上位何%に位置していたか
A	審査区分における採択されなかった研究課題全体の中で、上位20%に位置していた
B	審査区分における採択されなかった研究課題全体の中で、上位21%～50%に位置していた
C	審査区分における採択されなかった研究課題全体の中で、上位50%に至らなかった

2. 書面審査における評価要素ごとの評価結果

1段階目の審査の各評価要素については、4段階の絶対評価により審査を行っています。あなたの評価要素毎の審査結果は次のとおりでした。

審査では、総合評価に基づき採否が決定されます。審査にあたり、高い総合評価を付す研究課題は、必ずしも、全ての個別要素において高い評価を得る必要はない旨、評価基準等で示されています。

(1) [評価要素ごとの結果]

あなたの研究課題の平均点及び当該審査区分において採択された研究課題の平均点

評価要素	あなたの平均点	採択課題の平均点
① 研究課題の学術的重要性	3.00	3.50
② 研究方法の妥当性	3.00	3.50
③ 研究遂行能力及び研究環境の適切性	3.00	3.50

※ 当該審査区分に採択課題がない場合は、採択課題の平均点は「0.00」と表示されます。

View review results

Basic Information
(Research category,
review section and title
of research project)

Number of applications/
Number of award/
Success rate

Letter grades indicate
that the proposal was
A: Top 20% of unaccepted
applications
B: Upper 21-50%
C: Lower 50%

- ① Academic importance of research project
- ② Validity of research methods
- ③ Appropriateness of ability to conduct research and research environment

Your average score/
Average score of
awarded projects

In the first stage of review,
each reviewer grades 1-4
for each rating elements
using an “absolute” scale.

① Academic Importance of the Research Project

- Is it an important research project from an academic point of view?
- Does the “key scientific question” comprise the core of the research plan? Is it clear, and scientifically significant, with evident originality?
- Is it clear how the history leading to the conceived research plan and domestic and overseas trends are related to the proposed research? Does the proposal indicate the positioning of this research in the relevant field?
- How will the proposed research affect the wider academic, scientific, or technological community or society?

Scoring classification and equivalent assessment criteria. (4: Excellent, 3: Good, 2: Somewhat insufficient or 1: Insufficient)

Specific items rated 2 (somewhat unsatisfactory) or 1 (unsatisfactory) are indicated with asterisk.

The number of asterisks (*) represent the number of reviewers who gave a rating of 2 or 1.

② Validity of Research Method

- Is the research method concrete and appropriate in order to achieve its research objective? Also, does the research expenditure ensure consistency with the research plan?
- Is the preparation status appropriate in order to achieve its research objective?

③ Appropriateness of Ability to Conduct Research and Research Environment

- Does the author possess sufficient ability to conduct the research plan based on past research activity?
- Is the research environment suitable (facilities, equipment, research materials, etc.) to conduct the research?

(参考) ①～③の評定基準

評点区分	評定基準
4	優れている
3	良好である
2	やや不十分である
1	不十分である

(2)【審査の際「2(やや不十分である)」又は「1(不十分である)」と判断した項目(所見)】

評点「2(やや不十分である)」又は「1(不十分である)」が付された評定要素については、そのように評価した審査委員の数を項目ごとに「※」で示しています。(最大4箇所)

評定要素	項目	審査委員の数
①研究課題の学術的重要性	・学術的に見て、推進すべき重要な研究課題であるか	
	・研究課題の核心となる学術的問いは明確であり、学術的独自性や創造性が認められるか	※※
②研究方法の妥当性	・研究計画の着想と並ぶ経緯や、関連する国内外の研究動向と研究の位置づけは明確であるか	※
	・本研究課題の遂行によって、より広い学術、科学技術あるいは社会などへの波及効果が期待できるか	
③研究遂行能力及び研究環境の適切性	・研究目的を達成するため、研究方法論は具体的に適切であるか。また、研究結果は研究計画と整合性がとれたものとなっているか	※
	・研究目的を達成するための準備状況は適切であるか	※
	・これまでの研究活動等から見て、研究計画に対する十分な遂行能力を有しているか	
	・研究計画の遂行に必要な研究施設・設備・研究資料等、研究環境は整っているか	

※審査の際「2(やや不十分である)」又は「1(不十分である)」を付した審査委員がいない場合、「※」は表示されません。

3. その他の評価項目の評定結果

研究経費の妥当性について
「研究経費の内容に問題がある」と評定した審査委員が1名いました。

4. 留意事項及び法令等の遵守を必要とする研究課題の適切性について
「法令遵守等（手続き・対策等に不十分な点が見受けられる）」と指摘した審査委員が1名いました。

【補足情報】
科学研究費助成事業（基盤研究等）の配分審査の仕組み、配分に当たっての基本的考え方、審査規程等、応募・採択状況等、科学研究費助成事業に関するお問い合わせは、日本学術振興会科学研究費助成事業ホームページ上でご覧下さい。
日本学術振興会(JSPS)の科学研究費助成事業ホームページアドレス:
<https://www.jsps.go.jp/j-grantsaid/index.html>
独立行政法人日本学術振興会

審査結果を印刷する 戻る

ログアウト

Points to be noted (e.g., issues relevant to human rights protection and legal compliance)

Other evaluation items (e.g., validity of research expenditure)

For more detailed information about assessment criteria, please check the following link:
Scientific Research (B/C) (Application Section “General”) and Early-Career Scientists Assessment Criteria for Document Review
https://www.jsps.go.jp/english/e-grants/data/2021/r3hyoutei03_en_general.pdf

About Grants in Japan 科研費以外の外部資金

The Japanese government provides competitive funds via related ministries and agencies, which are based on Japan's science and technology policies.

A list of all national competitive funds:

<https://www8.cao.go.jp/cstp/english/index.html>

- **AMED (Japan Agency for Medical Research and Development)**

<https://www.amed.go.jp/en/index.html>

Grants: AMED-CREST (Research Team), PRIME (Individual Researcher)

<https://www.amed.go.jp/en/program/list/16/02/001.html>

- **JST (Japan Science and Technology Agency)**

<http://www.jst.go.jp/EN/>

Grants: PRESTO (Sakigake) (A grant for individual researchers.)

<https://www.jst.go.jp/kisoken/presto/en/index.html>

FOREST (Sohatsu)

<https://www.jst.go.jp/souhatsu/en/call/index.html>

Information about Private Foundations:

The Japan Foundation Center

<http://www.jfc.or.jp/eng/english-top/>

Recent grant list (in Japanese)

<http://www.jfc.or.jp/grant-search/news/>

- Most of the calls of private foundations are for limited fields. But some accept proposals of all the fields.
- Sometimes the success rate is much better than KAKENHI.
- There are also application calls in English.
- Even the application guidelines are in Japanese some accept English applications.
- Please try to see if there are suitable calls for your research.
- Information from your colleagues is precious about these calls.

Consult with a URA or staff member in charge of external funds at your institution for more information.

Remember that the reviewers are doing the reviews as a task over and above their daily mandated activities (...). They may be overwhelmed with applications and manuscripts requiring reviews. They often carry out the reviews under less-than-ideal conditions (evenings, weekends, holidays, at meetings, or even on the way to review committee meetings). They may wait until the last minute to begin their review.

Reviewers often do their reading in bits-and-pieces. Have your application so organized so that it can be read in this way. You do not want them to have to go back to the beginning after each break.

Assume that you are writing for a reviewer in a somewhat related field, rather than for an expert directly in your area. (3.1 General)

THE ABSTRACT SHOULD SERVE AS A SUCCINCT AND ACCURATE DESCRIPTION OF THE PROPOSAL EVEN WHEN IT IS SEPARATED FROM THE APPLICATION. IT MUST STAND ON ITS OWN.

It must be understood by both experts in your field and by "generalists".

The primary reviewer(s) read the entire application for which they are responsible, but others on the review committee may only read the abstract. (see also Appendix - the process in the review committee). The abstract may be the only part of the application that is read by all the members of the grants committee who are not primary reviewers, even though ALL members may have to give their independent scores (given equal weight to the scores of the primary reviewer(s)).

(3.4 Abstract / Summary of Proposal)

From *The Art of Grantsmanship* By Jacob Kraicer

With KAKENHI grants comes independence to pursue research of your own choosing. For this reason, these grants are competitive, and your proposal may not be accepted the first time. But do not let this discourage you! Both failures and successes will help you to grow as a researcher. Keep trying, and best wishes with your KAKENHI application!

Instructions about copyright (FY2021)

This guide is published with the cooperation of the members and institutes mentioned below.

Editors/Contributors:

Study Group to Support Foreign Researchers in Japan

Avsar Eriko (Mie University)

Chen Chen (University of Tsukuba)

DaSalla Charles (Tokyo Institute of Technology)

Ishida Kimiko (Doshisha University)

Kubo Yosuke (Association of Science and Technology for Advanced Research OperaTion Help)

Mio Saeko (Toyota Technological Institute)

Nishimura Kaoru (Tokyo Institute of Technology) (Study Group representative)

Okada Yoshio (Nagoya University)

Okano Keiko (Yokohama City University)

Okutsu Saeko (Nagoya City University)

Sakai Hanami (Kumamoto University)

Salonga B. Reginald (Nagoya City University)

Sanderson Jason (Kumamoto University)

Sano T. Eriko (Tokyo University of the Arts)

Tsuzuku Junko (The University of Tokyo)

Yabugami Azusa (Nagoya Institute of Technology)

Gifu University, Kyoto University, Okinawa Institute of Science and Technology, Shizuoka University,

Toyohashi University of Technology

Collaboration: Association of Science and Technology for Advanced Research OperaTion Help (ASTAROTH)

Support: Research Manager and Administrator Network Japan (RMAN-J)

Published September 1, 2021